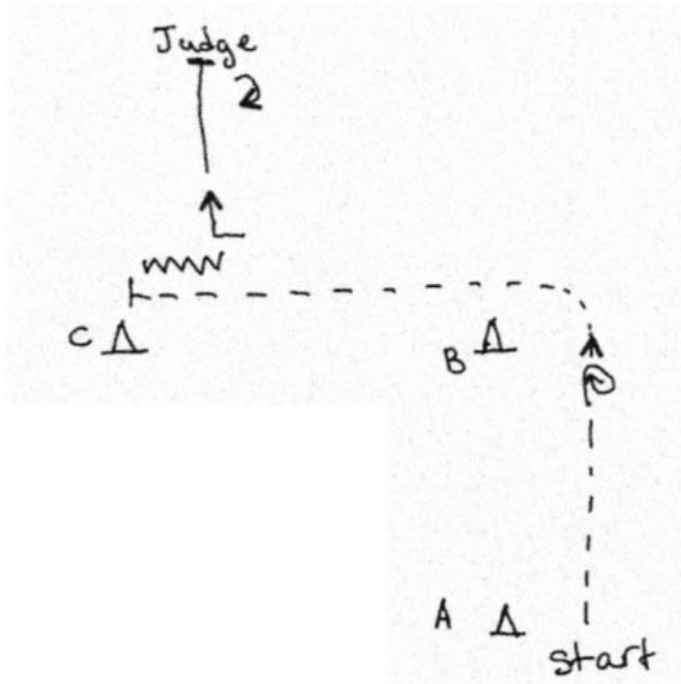


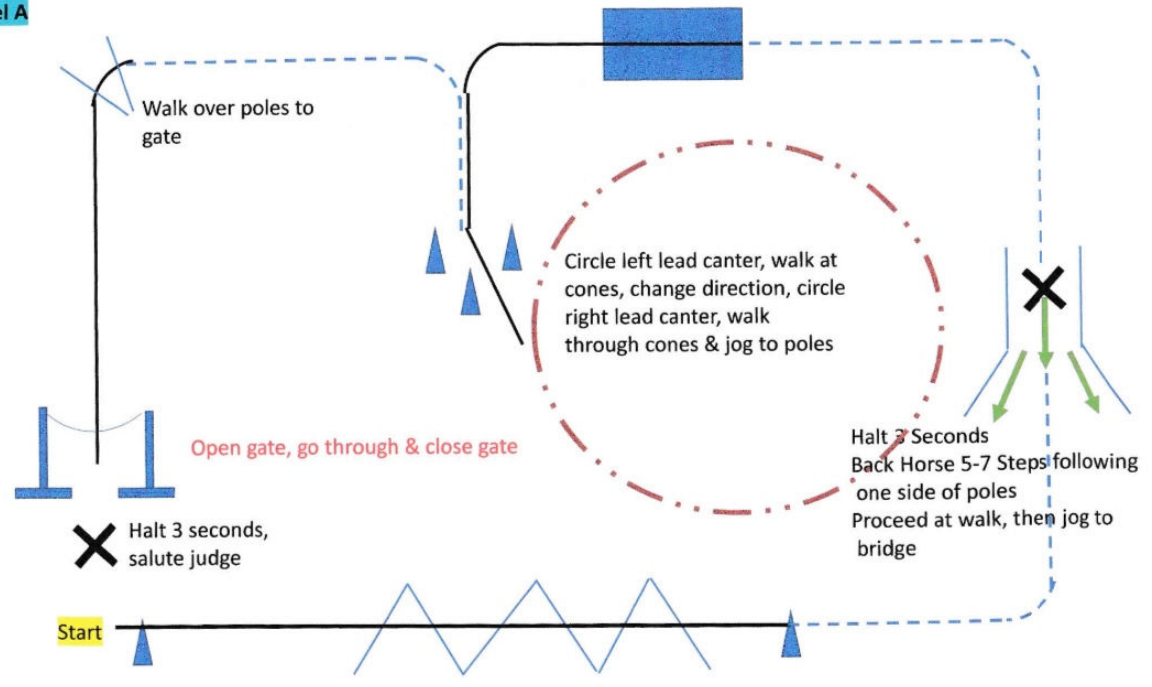
**Showmanship at Halter  
Level A**

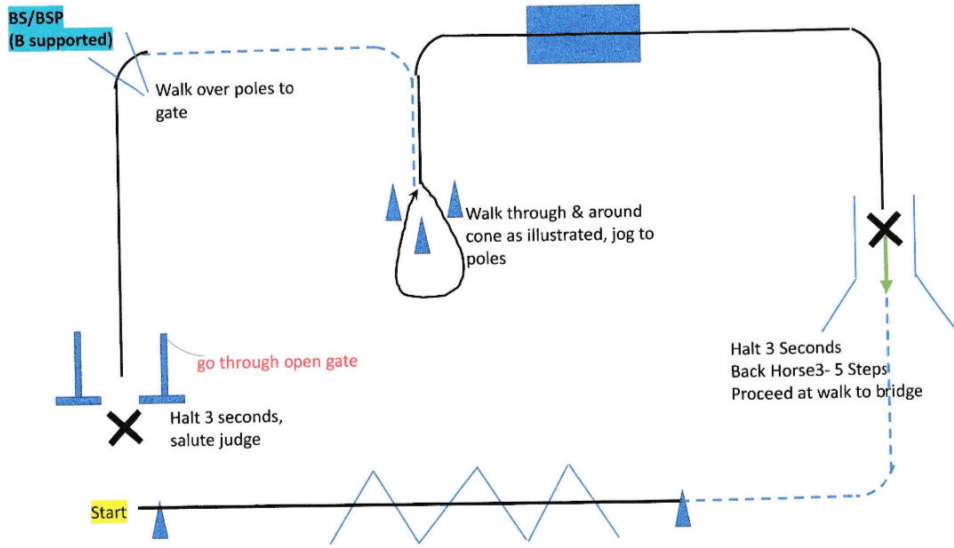


- Showman be ready at marker A.*
1. Jog from A toward B.
  2. Before B, turn right 360°
  3. At B, jog to C
  4. Back horse
  5. Turn right 90°
  6. Walk to Judge for inspection
  7. When dismissed, turn right 180°

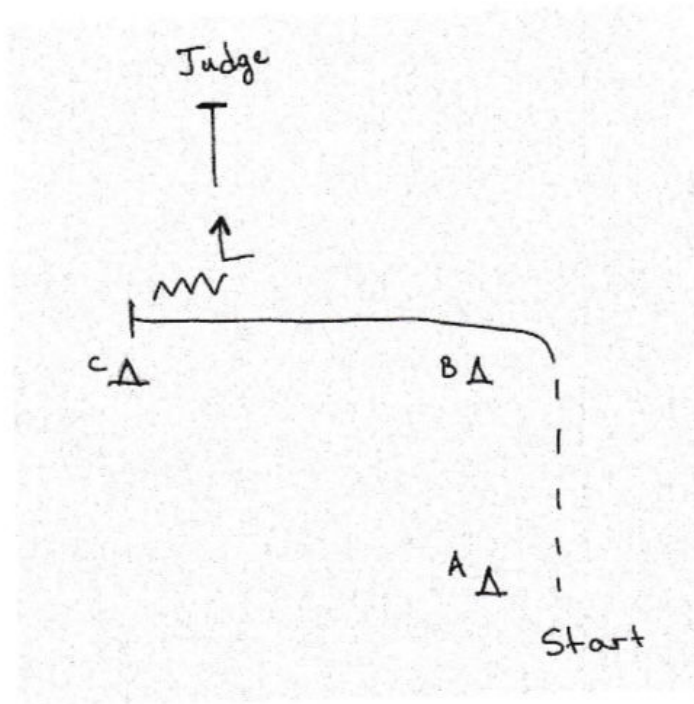
<b>Walk</b>	
<b>Trot/Jog</b>	
<b>Back</b>	
<b>Marker</b>	
<b>Stop</b>	
<b>Judge</b>	













Level A



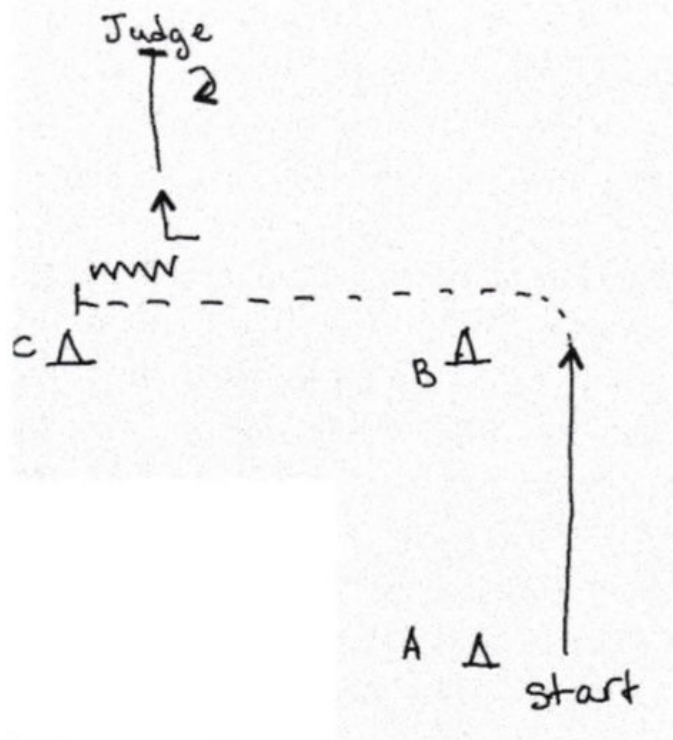


**Showmanship at Halter  
Level BS/BSP**



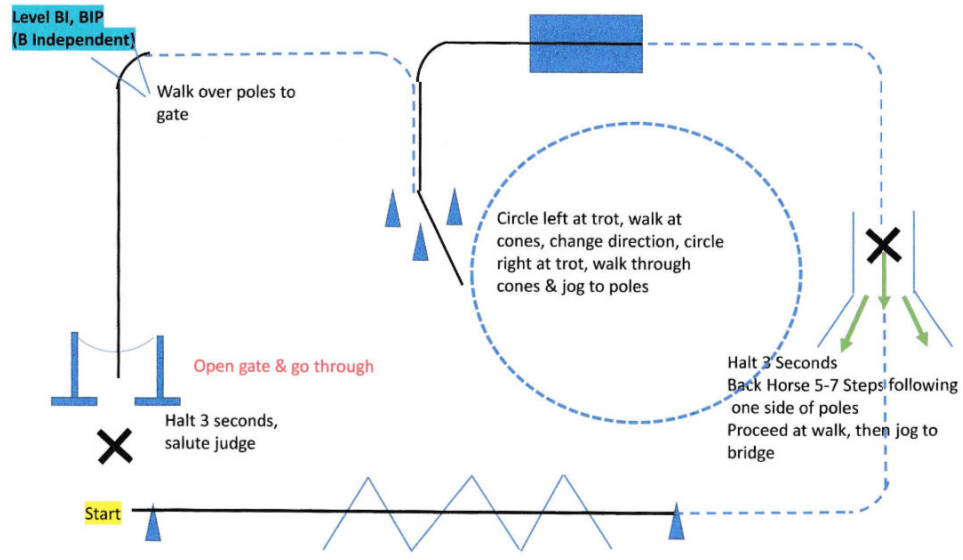
<ol style="list-style-type: none"> <li>1. Jog from <b>A</b> to <b>B</b>.</li> <li>2. Walk from <b>B</b> to <b>C</b>.</li> <li>3. Back horse.</li> <li>4. Turn right, 90°</li> <li>5. Walk to Judge for inspection.</li> <li>6. Exit when dismissed.</li> </ol>	<table border="0"> <tr> <td><b>Walk</b></td> <td></td> </tr> <tr> <td><b>Trot/Jog</b></td> <td></td> </tr> <tr> <td><b>Back</b></td> <td></td> </tr> <tr> <td><b>Marker</b></td> <td></td> </tr> <tr> <td><b>Stop</b></td> <td></td> </tr> <tr> <td><b>Judge</b></td> <td></td> </tr> </table>	<b>Walk</b>		<b>Trot/Jog</b>		<b>Back</b>		<b>Marker</b>		<b>Stop</b>		<b>Judge</b>	
<b>Walk</b>													
<b>Trot/Jog</b>													
<b>Back</b>													
<b>Marker</b>													
<b>Stop</b>													
<b>Judge</b>													

**Showmanship at Halter  
Level BI/BIP**



1. Walk from A to B.
2. At B jog to C.
3. Back horse.
4. Turn right, 90°
5. Walk to Judge for inspection.
6. When dismissed, turn right 180°

<b>Walk</b>	
<b>Jog</b>	
<b>Back</b>	
<b>Marker</b>	
<b>Stop</b>	
<b>Judge</b>	



Level B1, BIP  
(B Independent)

Walk over poles to gate

Circle left at trot, walk at cones, change direction, circle right at trot, walk through cones & jog to poles

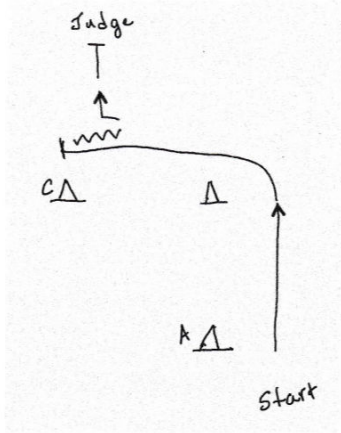
Open gate & go through

Halt 3 seconds, salute judge

Halt 3 Seconds  
Back Horse 5-7 Steps following one side of poles  
Proceed at walk, then jog to bridge

Start

**Showmanship at Halter  
Level C (All)**



1. Walk from A to C.
2. Back horse.
3. Turn right 90°.
4. Walk to Judge for inspection.
5. Exit dismissed.

Walk	—————
Trot/Jog	- - - - -
Back	~~~~~
Marker	(A)
Stop	⊥
Judge	[J]

